

ENVIRONMENTAL PRODUCT DECLARATION

in accordance with ISO 14025, ISO 21930 and EN 15804

Owner of the declaration:	Saint-Gobain Byggevarer as
Program operator:	The Norwegian EPD Foundation
Publisher:	The Norwegian EPD Foundation
Declaration number: /=====	04000001 F01 F00P
Registration number:	04000001 F01 F00P
ECO Platform reference number:	E
Issue date: /=====	11/18
Valid to: /=====	11/19

weber Støpemørtel Bad, dry floor screed

Saint-Gobain Byggevarer as



www.epd-norge.no



General information

Product:

weber Støpemørtel Bad, dry floor screed

Program operator:

The Norwegian EPD Foundation
 Pb. 5250 Majorstuen, 0303 Oslo
 Phone: +47 23 08 80 00
 e-mail: post@epd-norge.no

Declaration number: POUØEfi FGf FGDP

ECO Platform reference number:
This declaration is based on Product Category Rules:

CEN Standard EN 15804:2012+A1:2013 serves as core PCR
 Requirements on the EPD for Mineral factory-made mortar.

Statement of liability:

The owner of the declaration shall be liable for the underlying information and evidence. EPD Norway shall not be liable with respect to manufacturer information, life cycle assessment data and evidences.

Declared unit:

1 kg weber Støpemørtel Bad, dry floor screed

Declared unit with option:

A1,A2,A3,A4

Functional unit:
Verification:

Independent verification of data, other environmental information and the declaration according to ISO14025:2010, § 8.1.3 and § 8.1.4

External

Third party verifier:

Sign



Senior Research Scientist, Anne Rønning
 (Independent verifier approved by EPD Norway)

Owner of the declaration:

Saint-Gobain Byggevarer as
 Contact person: Line Holaker
 Phone: +47 41 63 50 46
 e-mail: [info\(at\)weber-norge.no](mailto:info(at)weber-norge.no)

Manufacturer:

Saint-Gobain Byggevarer as

Place of production:

Saint-Gobain Weber Ski, Norway

Management system:

ISO 9001, ISO 14001

Organisation no:

940 198 178

Issue date: FFECEFI

Valid to: FFECECH

Year of study:

2018

Comparability:

EPD of construction products may not be comparable if they not comply with EN 15804 and seen in a building context.

Author of the Life Cycle Assessment:

The declaration is developed using EPDGen-Version 1.1

Approval:

Company specific data are:

Collected/registered by: Line Holaker

Internal verification by: Cecilie Evju

Approved:

Sign



Håkon Hauan
 Managing Director of EPD-Norway

Product

Product description:

Weber Støpemørtel Bad is rapid-hardening, dry premix screed based on low alkali cement, sand and additives. It is a ready-to-use mortar when mixed with water for indoor and outdoor use. Støpemørtel Bad is especially suitable for casting of wet-room floors, either with membrane at the bottom or on top (liquid applied membrane), and with or without floor heating. It has been tested with electrical heating cables and has a very good thermal conductivity. The floor is walkable approx. 12 hours after casting. Støpemørtel Bad is a self-drying mortar and membrane on top can be laid after 1 day after casting in good temperatures, optimal drying climate is +20°C and 50%RF. If the membrane is not laid the day after casting, the mortar must be covered with plastic foil as soon as possible.

Product specification

The composition of the product is described in the following table:

Materials	
Binder	10-30 %
Filler	5-10 %
Aggregate	60-90%
Additives	<0,5%
Packaging	2,3%

Technical data:

weber Støpemørtel Bad is tested according to EN 13813.
Compressive strength (temperature > +10°C):
1 day: ~11 MPa, 7 days: ~32 MPa, 28 days: ~42 MPa
Reaction to fire: Euroclass A1.
For further information, see www.weber-norge.no

Market:

Norway

Reference service life, product

Reference service life, building

LCA: Calculation rules

Declared unit:

1 kg weber Støpemørtel Bad, dry floor screed

Cut-off criteria:

All major raw materials and all the essential energy is included. The production processes for raw materials and energy flows with very small amounts (less than 1%) are not included. This cut-off rule does not apply for hazardous materials and substances.

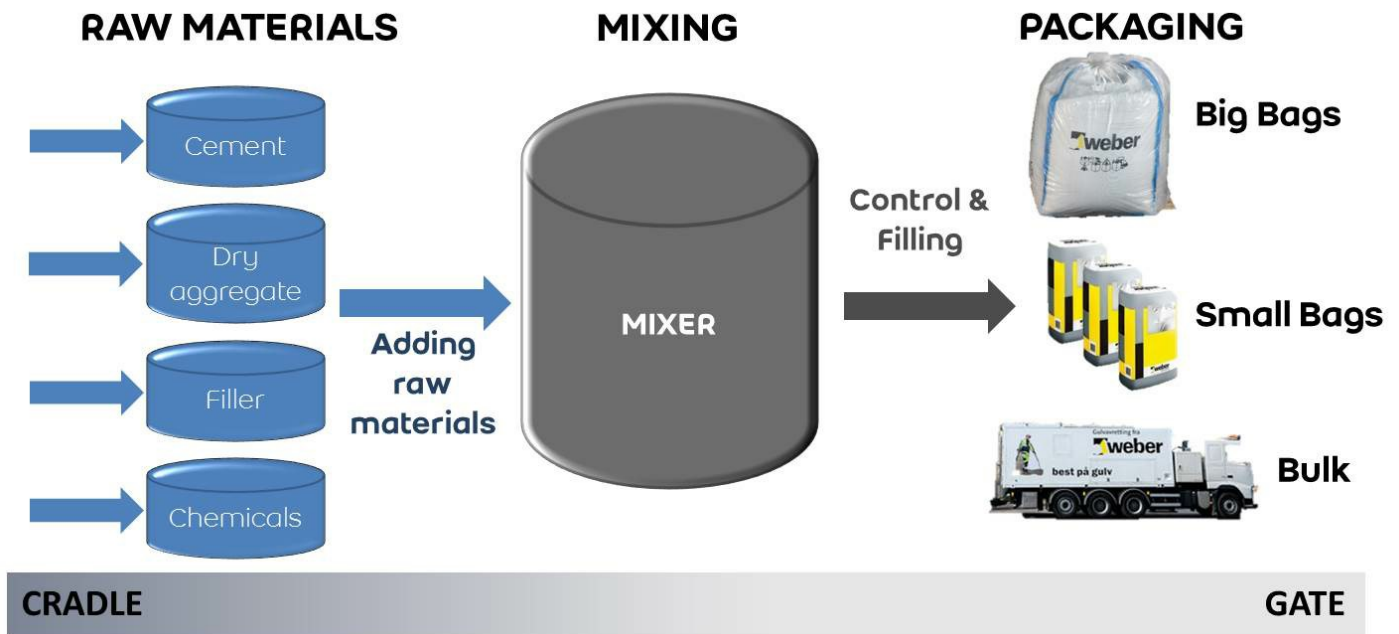
Data quality:

Specific data for the product composition are provided by the manufacturer. They represent the production of the declared product and were collected for EPD development in the year of study. Background data is based on registered EPDs according to EN 15804, Ostfold Research databases, ecoinvent and other LCA databases. The data quality of the raw materials in A1 is presented in the table below.

Materials	Source	Data quality	Year
Packaging	0	0	0
Packaging	APME	European Average	0
Chemicals	Chemicals below cut-off	No data	0
Aggregate	Østfoldforskning	Supplier data	2013
Filler	Østfoldforskning	Supplier data	2013
Cement	NEPD-24-201-NO	EPD	2015

System boundary:

All processes from raw material extraction to product from the factory gate are included in the analysis (A1-A3). In addition, transportation to a central warehouse placed in accordance with guidelines issued by the EPD Norway (A4) is included. The flow chart below illustrates the system boundaries for the A1 to A3 part of the analysis.



Additional technical information:

2 kg dry mortar gives approximately 1 liter of final product. The remaining powder is classified as hazardous waste. Cured material is inactive and not classified as hazardous waste and may be disposed as construction waste to disposal or recycling. The packaging properly emptied is not classified as hazardous waste.

LCA: Scenarios and additional technical information

The following information describe the scenarios in the different modules of the EPD.

Transport from production place to user (A4)

Type	Capacity utilisation (incl. return) %	Type of vehicle	Distance km	Fuel/Energy consumption	Unit	Value (l/t)
Truck	53,0 %	Truck, EURO 5	50	0,020216	l/tkm	1,01
Railway					l/tkm	
Boat					l/tkm	
Other Transportation					l/tkm	

Assembly (A5)

.	Unit	Value
Auxiliary	kg	
Water consumption	m ³	
Electricity consumption	kWh	
Other energy carriers	MJ	
Material loss	kg	
Output materials from waste treatment	kg	
Dust in the air	kg	
VOC emissions	kg	

Use (B1)

.	Unit	Value

Maintenance (B2)/Repair (B3)

.	Unit	Value
Maintenance cycle*	.	
Auxiliary	kg	
Other resources	kg	
Water consumption	m ³	
Electricity consumption	kWh	
Other energy carriers	MJ	
Material loss	kg	
VOC emissions	kg	

Replacement (B4)/Refurbishment (B5)

.	Unit	Value
Replacement cycle*		
Electricity consumption	kWh	
Replacement of worn parts		

* Described above if relevant

Operational energy (B6) and water consumption (B7)

.	Unit	Value
Water consumption	m ³	
Electricity consumption	kWh	
Other energy carriers	MJ	
Power output of equipment	kW	

End of Life (C1, C3, C4)

.	Unit	Value
Hazardous waste disposed	kg	
Collected as mixed construction waste	kg	
Reuse	kg	
Recycling	kg	
Energy recovery	kg	
To landfill	kg	

Transport to waste processing (C2)

Type	Capacity utilisation (incl. return) %	Type of vehicle	Distance km	Fuel/Energy consumption	Unit	Value (l/t)
Truck					l/tkm	
Railway					l/tkm	
Boat					l/tkm	
Other Transportation					l/tkm	

Benefits and loads beyond the system boundaries (D)

LCA: Results

System boundaries (X=included, MND=module not declared, MNR=module not relevant)

Product stage				Construction installation stage	User stage								End of life stage				Beyond the system boundaries
Raw materials	Transport	Manufacturing	Transport	Assembly	Use	Maintenance	Repair	Replacement	Refurbishment	Operational energy use	Operational water use	De-construction demolition	Transport	Waste processing	Disposal	Reuse-Recovery-Recycling-potential	
A1	A2	A3	A4	A5	B1	B2	B3	B4	B5	B6	B7	C1	C2	C3	C4	D	
X	X	X	X	MND	MND	MND	MND	MND	MND	MND	MND	MND	MND	MND	MND	MND	

Environmental impact

Parameter	Unit	A1	A2	A3	A4
GWP	kg CO ₂ -eq	1,58E-01	7,68E-03	1,43E-03	4,23E-03
ODP	kg CFC11 -eq	3,49E-09	1,45E-09	2,46E-10	8,00E-10
POCP	kg C ₂ H ₄ -eq	3,18E-05	1,37E-06	2,15E-07	7,50E-07
AP	kg SO ₂ -eq	3,50E-04	2,92E-05	4,74E-06	1,49E-05
EP	kg PO ₄ ³⁻ -eq	9,09E-04	6,13E-06	1,04E-06	3,10E-06
ADPM	kg Sb -eq	1,46E-07	1,60E-08	4,09E-09	9,35E-09
ADPE	MJ	1,08E+00	1,17E-01	1,91E-02	6,46E-02

GWP Global warming potential; ODP Depletion potential of the stratospheric ozone layer; POCP Formation potential of tropospheric photochemical oxidants; AP Acidification potential of land and water; EP Eutrophication potential; ADPM Abiotic depletion potential for non fossil resources; ADPE Abiotic depletion potential for fossil resources

Reading example: 9,0 E-03 = 9,0*10⁻³ = 0,009

Resource use

Parameter	Unit	A1	A2	A3	A4
RPEE	MJ	1,65E+00	1,72E-03	2,56E-02	9,93E-04
RPEM	MJ	1,07E+00	5,21E-04	1,87E-04	3,04E-04
TPE	MJ	2,72E+00	2,24E-03	2,58E-02	1,30E-03
NRPE	MJ	1,14E+00	1,19E-01	2,01E-02	6,59E-02
NRPM	MJ	1,66E-02	0,00E+00	0,00E+00	0,00E+00
TRPE	MJ	1,16E+00	1,19E-01	2,01E-02	6,59E-02
SM	MJ	4,29E-02	0,00E+00	0,00E+00	0,00E+00
RSF	MJ	0,00E+00	0,00E+00	0,00E+00	0,00E+00
NRSF	MJ	2,58E-01	0,00E+00	0,00E+00	0,00E+00
W	m ³	2,52E-01	1,01E-04	1,98E-04	5,88E-05

RPEE Renewable primary energy resources used as energy carrier; RPEM Renewable primary energy resources used as raw materials; TPE Total use of renewable primary energy resources; NRPE Non renewable primary energy resources used as energy carrier; NRPM Non renewable primary energy resources used as materials; TRPE Total use of non renewable primary energy resources; SM Use of secondary materials; RSF Use of renewable secondary fuels; NRSF Use of non renewable secondary fuels; W Use of net fresh water

Reading example: 9,0 E-03 = $9,0 \cdot 10^{-3}$ = 0,009

End of life - Waste

Parameter	Unit	A1	A2	A3	A4
HW	kg	1,22E-06	8,45E-08	2,68E-07	5,00E-08
NHW	kg	2,29E-02	1,11E-02	4,28E-04	6,53E-03
RW	kg	0,00E+00	0,00E+00	0,00E+00	0,00E+00

HW Hazardous waste disposed; NHW Non hazardous waste disposed; RW Radioactive waste disposed

Reading example: 9,0 E-03 = $9,0 \cdot 10^{-3}$ = 0,009

End of life - Output flow

Parameter	Unit	A1	A2	A3	A4
CR	kg	0,00E+00	0,00E+00	4,25E-03	0,00E+00
MR	kg	3,92E-05	0,00E+00	7,03E-06	0,00E+00
MER	kg	0,00E+00	0,00E+00	1,61E-06	0,00E+00
EEE	MJ	0,00E+00	0,00E+00	0,00E+00	0,00E+00
ETE	MJ	0,00E+00	0,00E+00	0,00E+00	0,00E+00

CR Components for reuse; MR Materials for recycling; MER Materials for energy recovery; EEE Exported electric energy; ETE Exported thermal energy

Reading example: 9,0 E-03 = $9,0 \cdot 10^{-3}$ = 0,009

Additional Norwegian requirements

Greenhouse gas emissions from the use of electricity in the manufacturing phase

National production mix from import, low voltage (production of transmission lines, in addition to direct emissions and losses in grid) of applied electricity for the manufacturing process (A3).

Electricity mix	Data source	Amount	Unit
El-mix, Norway (kWh)	Ecoinvent 3	25,30	g CO2-ekv/kWh

Dangerous substances

The product contains no substances given by the REACH Candidate list. The product is classified as hazardous waste, see table.

Name	CASNo	Amount
Portland Cement	65997-15-1	10-30%

Indoor environment

The product has no impact on the indoor environment.

Bibliography

ISO 14025:2010 Environmental labels and declarations - Type III environmental declarations - Principles and procedures.

ISO 14044:2006 Environmental management - Life cycle assessment - Requirements and guidelines




EN 15804:2012+A1:2013 Sustainability of construction works - Environmental product declaration - Core rules for the product category of construction products

ISO 21930:2007 Sustainability in building construction - Environmental declaration of building products.

ecoinvent v3, Alloc Rec, Swiss Centre of Life Cycle Inventories.

Iversen et al., (2017) EPD generator v2.0 - Background information for system verification, OR 10.17, Østfoldforskning, Fredrikstad.

Product Category Rules for Environmental Product Declarations: Institut Bauen und Umwelt e.V. (IBU): Requirements on the EPD for Mineral factory-made mortar.

 epd-norge.no The Norwegian EPD Foundation	Program operator and publisher The Norwegian EPD Foundation Post Box 5250 Majorstuen, 0303 Oslo 0303 Oslo Norway	Phone: +47 23 08 82 92 e-mail: post@epd-norge.no web: www.epd-norge.no
	Owner of the declaration Saint-Gobain Byggevarer as P.O. Box 216 Alnabru 0614 Oslo, Norway	Phone: +47 41 63 50 46 Fax: +47 22 64 54 54 e-mail: info(at)weber-norge.no web: www.weber-norge.no
 Østfoldforskning	Author of the Life Cycle Assessment Ostfold Research Stadion 4 1671 Kråkerøy	Phone: +47 69 35 11 00 Fax: +47 69 34 24 94 e-mail: post@ostfoldforskning.no web: www.ostfoldforskning.no